



Shot blasting methods for plastics de-flashing



Mass Finishing



High-performance equipment and innovative technologies – productive and cost-effective

Shot Blasting



Customer-oriented equipment technology and intelligent process solutions – long-lasting and energy-efficient

AM Solutions



Comprehensive solutions for additive manufacturing, especially 3D post processing equipment

>80

More than 80 years of **experience**



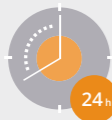
15 locations – over **150** distributors – over **1,500** employees **across the globe**



Worldwide **Customer Experience Center**



More than **15,000** different types of **media and compounds**



Our technical service – **round-the-clock support**



Transfer of professional knowledge by certified trainers

SHOT BLASTING METHODS FOR PLASTICS DE-FLASHING

When it comes to de-flashing of duroplastic (also called thermoset) and highly filled thermoplastic components, the proven end-to-end shot blasting systems from Rösler offer by far the best solution. Through detailed processing trials we develop optimal processes for a multitude of different technical requirements.

Besides the determination of the best processing technology this also includes the selection of the necessary accessories and consumables. The following pages will guide you through our equipment range and the auxiliary services we offer.




Contents

The process How it works Equipment components	4 - 5
Blast cabinet RSKI-S	6 - 9
Satellite table blast machine RSA	10 - 11
Swing chamber blast machine RWS	12 - 13
Wire mesh belt blast machine RSAB	14 - 15
Batch tumble belt blast machine RMBC-S	16 - 17
Continuous feed loop belt blast machine RSBS	18 - 19
Multi-tumbler RMTS	20 - 21
Consumables	22
After-Sales-Service	23
Customer Experience Center	24
Learning from the global leader - Rösler Academy	25
Rösler Smart Solutions – Digitization solutions for shot blasting	26 - 27

THE PROCESS | HOW IT WORKS | COMPONENTS

Shot blasting technology

To efficiently remove flashes the blast media is accelerated to a high speed – either with blast turbines or injection (suction) blast nozzles – and thrown at the work pieces. For certain applications, a combination of both shot blast methods is utilized.



Turbine blasting

The turbines in plastics de-flashing machines are specially designed for handling “soft” blast media. The throwing blades in the rotating turbine are picking up the media and accelerating it to the desired throwing speed. Equipped with an electric drive motor, turbines generally require a relatively low energy input and offer high operational efficiency.

Injection (suction) air blasting

Contrary to blast turbines, in injection or suction blast systems the media is accelerated by compressed air and thrown through special blast nozzles. Air blasting is utilized whenever a higher blast intensity and/or targeted blasting is required. Because it offers a higher throwing speed, air blasting is also the preferred blast method for very fine, small blast media.

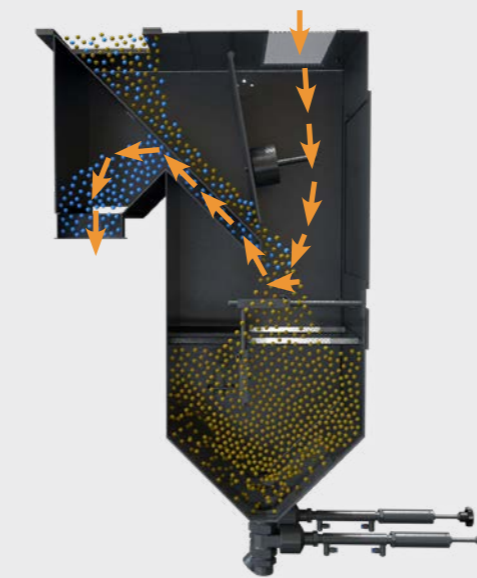


Turbine W32

The turbines are truly the heart of any turbine blast machine. Specially designed for plastics de-flashing, the Rösler W32 turbine is a highly efficient unit. In combination with soft blast media it ensures not only economical operation but also gentle processing with absolutely consistent high-quality de-flashing results.

Clean work pieces

After completion of the blast operation the work pieces undergo a cleaning and blow-off process that is specially adapted to individual groups of work pieces. To prevent adhesion of blast media pellets and dust - caused by electrostatic effects - all plastic de-flashing machines are equipped with an antistatic spray system. This injects an antistatic compound from a storage tank directly into the blast chamber. The frequently required manual mixing of water and antistatic compound is eliminated by the installation of an optionally available automatic antistatic dosing system. The desired mixing ratio can be set at the operating panel of the equipment controls.



Blast media cleaning and recycling

The entire blast media volume is circulating in a closed loop. In the first step dust and small solid particles are removed out of the blasting chamber with a dust collecting system connected to the blast machine. The second step consists of an integrated multi-stage screening unit. Here, debris like loose flashes, broken flashes, worn blast media and fibers, are discharged. In a third stage the blast media is passing through a cascade air-wash separator, where remaining contaminants, such as dust and fine fibers, are separated from the media. The now perfectly clean blast media is then guided into a storage hopper and is available again for workpiece processing.

This, in combination with the optionally available automatic media replenishment system, ensures high-quality and consistent shot blasting results.



Dust collector

For filtering out and collecting the dust, highly efficient cartridge filters and wet collectors, designed in compliance with ATEX standards, are available. They ensure residual dust volumes that are considerably below the German legal limits. Rösler offers a range of dust collectors with air extraction volumes from 1,000 to 25,000 m³ per hour.



Automation

To ensure high process stability, short work piece loading and unloading cycles, handling of high work piece weights and ensuring consistent de-flashing results, robots and handling systems have become indispensable tools in today's manufacturing environment. Of course, this also applies to the shot blast technology, where such handling tools are successfully integrated into numerous shot blasting installations. From initial concept studies to the detailed definition of all process components, including cycle time analysis and calculation of the costs per piece, Rösler is your competent partner for all aspects of automation. One core competency of Rösler is the integration of shot blast equipment into highly complex manufacturing lines. Tailormade gripper systems for the optimal handling of the work pieces are designed in close cooperation with the customers, built in-house and continuously optimized through long-term studies. Our Rösler automation and programming experts, stationed all over the world, can quickly implement technical modifications and system optimizations.

BLAST CABINET RSKI-S

Rösler blast cabinets are standard machines **that have proven themselves thousands of times**. In their basic version they include an injection blast system and an integrated dust collector. Major features are the front gate – designed as a roll-up door – and the large inspection window. The cabin design is

modular so that components like rotary table or rotary basket can be easily added to the basic version. Numerous options, such as automatic blast nozzle movement and extended media cleaning and recycling, are also available.

The blast cabinet is an ideal manufacturing tool thanks to

- ▶ their sturdy design in industrial grade quality
- ▶ numerous optional accessories



RSKI 1000-S with vibratory screening unit

- 1 Design and technical features**
- ▶ Easy loading and unloading of the work pieces: The wide front roll-up door opens the entire blast area all the way to the center of the grate
 - ▶ Compact: Powerful integrated cartridge dust collector
 - ▶ Clean: The steep angle of the inspection window prevents dust deposits
 - ▶ Clever design and minimal wear: Blast area lighting system mounted on the outside of the cabinet
 - ▶ Standard accessory: Screen for discharge of coarse particles
 - ▶ Easy cleaning: Blast area designed for optimal blast media flow
 - ▶ Multi-talent: Various accessories (page 8 + 9) for manual as well as automatic operation

- 2 Injection (suction) blasting**
- ▶ The blast media is collected in the funnel-shaped hopper below the blast area
 - ▶ One or several injection blast hoses with nozzle are connected to the hopper
 - ▶ The injection of compressed air creates a negative pressure in the blast gun housing, which causes the media to be sucked up from the funnel and accelerated to the required throwing speed


Specifications RSKI-S

Model	RSKI 1000-S	RSKI 1400-S
Blast room width (mm)	990	1,390
Blast room depth (mm)	1,000	1,390
Blast room height (mm)	710	740
Blast gun (injection blasting)	SPI 38	SPI 38
Quantity	1 (up to 4)	1 (up to 4)
Air nozzle ø (mm)	3 - 6	3 - 6
Blast nozzle ø (mm)	8 - 14	8 - 14
Air demand / nozzle at 3bar (m³/h)	20 - 80	20 - 80
Accessories		
Grate (manual blasting)	•	•
Rotary basket / Rotary table	o / o	o / o
Additional accessories	o	o
Air volume dust collector (m³/h)	300 - 600	600 - 1,000
Control panel in contactor version	•	•
Control panel with PLC	o	o
Machine width (mm)	1,370	1,370
Machine depth (mm)	1,930	2,010
Machine height (mm)	1,740	1,780

• = standard | o = optional


BLAST CABINET RSKI-S

Accessories



Rotary table

For processing bulky, heavy work pieces the blast cabinet can be equipped with a rotary table. Versions in different sizes and for different payloads are available. Rotation can be induced manually or by electric motor. The process can be automated by electric or pneumatic horizontal/vertical nozzle movement.



Nozzle movement

Automatic nozzle movement allows automation of the entire blast process. The cabin can be equipped with a vertical or horizontal axis.




Rotary satellite table

Entire batches of rotationally symmetrical components can be processed in this machine version. The work pieces are individually placed on the satellite stations. During the blast process the satellite table is indexing from one predefined position to the next. The blast operation only takes place when the table is stationary but under rotation of the satellite stations.




Continuous work piece flow

The cabin can be equipped with a continuous work piece transport system, for example, a conveyor belt. This allows continuous flow of the work pieces past the blast nozzles located above.



Rotary basket

Rotary baskets allow the processing of small work pieces, which can freely tumble over each other. The basket can be easily attached to a star-shaped support and can be inclined in different angles. The rotary drive is placed outside of the cabinet. By continuously tumbling over each other in the basket the work pieces are evenly and perfectly de-flashed.



Automatic opening of the door

Automatic opening and closing of the door ensure ergonomic operation without undue physical strain on the operator.

SATELLITE TABLE BLAST MACHINE **RSA**

Rösler indexing satellite table blast machines allow the continuous processing of **delicate work pieces**. They are especially suitable for applications where only partial surface areas on the work pieces must be blasted. They ensure short cycle times because **loading/unloading of the work pieces**

and shot blasting take place simultaneously. Applications: Rotationally symmetric work pieces and devices for which individual work pieces fixtures can be assembled to the satellites.

The RSA satellite table blast machine is an ideal manufacturing tool thanks to

- ▶ very high work piece throughput rates
- ▶ easy integration into continuous flow manufacturing lines



RSA 1500-S10 with five dual satellite groups

- 1 Design and technical features**
- ▶ Adaptation to individual customers: The indexing satellite table blast machine will be custom engineered to your requirements
 - ▶ Compact design: Very small footprint
 - ▶ Optional: Automatic work piece loading and unloading
 - ▶ Ergonomical: Large access doors facilitate maintenance
 - ▶ Optional: Numerous accessories ensure maximum process stability
 - ▶ Precise: Acceleration of the blast media with highly efficient injection blast nozzles

- 2 Rotary satellite table**
- ▶ Easily adaptable to customer requirements: The machine can be equipped with 4 or 5 satellite stations for single step indexing - or 8 or 10 satellite stations for dual step operation
 - ▶ Repeatable, consistent results: The table movement is induced by a precise indexing drive system
 - ▶ Reliable and efficient: Rotation of the individual satellite stations is induced by an endless drive belt

- 3 Blow-off station**
- ▶ Integrated work piece cleaning station: Compressed air nozzles in a separate table section remove residual blast media and dust from the finished work pieces
 - ▶ Optional: Safe reduction of electrostatic charges with ionization systems

Specifications RSA

Model	RSA 1500-S4	RSA 1500-S5	RSA 1500-S8	RSA 1500-S10
Machine width (mm)	1,700	1,700	1,700	1,700
Machine depth (mm)	2,100	2,100	2,100	2,100
Machine height (mm)	2,500	2,500	2,500	2,500
Max, single work piece size (mm)	Ø 300 x 400	Ø 300 x 400	Ø 300 x 400	Ø 300 x 400
Max, single work piece weight (kg)	15	15	15	15
Number of satellites	4	5	8	10
Blast gun (injection blasting)	SPI 38	SPI 38	SPI 38	SPI 38
Quantity	4	4	4	4
Air nozzle Ø (mm)	4	4	4	4
Blast nozzles Ø (mm)	10	10	10	10
Air demand / nozzle at 3 bars (m³/h)	36	36	36	36
Single step operation	•	•	-	-
Dual step operation	-	-	•	•
Control panel with PLC	•	•	•	•
Air volume dust collector (m³/h)	2,000	2,000	2,000	2,000

• = standard | o = optional

SWING CHAMBER BLAST MACHINE RWS

With the Rösler swing chamber blast machine **single or multiple work pieces, mounted on satellite stations**, are processed. This machine type is especially suitable for applications where only partial surface areas on the work pieces must be blasted. They ensure short cycle times paired with a high productivity,

because loading/unloading of the work pieces and shot blasting take place simultaneously.

Applications: Rotationally symmetric work pieces and devices for which individual work pieces fixtures can be assembled to the satellites.

The RWS swing table blast machine is an ideal manufacturing tool thanks to

- ▶ very high work piece throughput rates
- ▶ easy integration into existing manufacturing lines



RWS 1200 equipped with blast turbine

- 1 Design and technical features**
- ▶ Adaptation to individual customers: The swing chamber machine is custom engineered to your individual requirements
 - ▶ Flexible: The machine can be equipped with injection air blast or turbine technology. If needed, both technologies can be combined in a single machine
 - ▶ Compact design: Small footprint
 - ▶ Optional: Automatic work piece loading and unloading
 - ▶ Ergonomical: Large access doors facilitate maintenance
 - ▶ Optional: Numerous accessories ensure optimum process control
 - ▶ Optional: Variable quantity and design of the satellite stations

- 2 Swing chamber system**
- ▶ Easily adaptable to customer requirements: The machine can be equipped with a different quantity of satellite stations and different satellite arrangements
 - ▶ Repeatable, consistent results: Indexing of the swing chamber is induced with a precise indexing drive system
 - ▶ Reliable and precise: Rotation of the individual satellite stations with a toothed belt driven by a servo motor
 - ▶ Optional: Precise positioning of the individual satellite stations

- 3 Blow-off station**
- ▶ Integrated work piece cleaning station: Precisely adapted compressed air nozzles remove residual blast media and dust from the finished work pieces
 - ▶ Optional: Safe reduction of electrostatic charges with ionization systems

Specifications RWS

Model	RWS 1200-I	RWS 1200-T
Machine width (mm)	1,500	1,600
Machine depth (mm)	2,000	3,250
Machine height (mm)	2,330	4,950
Standard quantity of satellites	2 x 1	2 x 1
Turbine, standard	-	1 x W32
Turbine power, standard (kW)	-	4.0
Blast gun (injection blasting)	SPI38	o
Quantity	2	o
Air nozzles Ø (mm)	4	o
Blast nozzles Ø (mm)	10	o
Air demand / nozzle at 3 bars (m³/h)	36	o
Max, work piece diameter (mm) with 2 x 1 satellite stations	400	400
Max, load per satellite station (kg) with 2 x 1 satellite stations	5	5
Max, height swing chamber wall (mm)	270	270
Control panel with PLC	•	•
Air volume dust collector (m³/h)	2,000	2,000

• = standard | - = not available | o = optional

WIRE MESH BELT BLAST MACHINE RSAB

The Rösler wire mesh belt machine is particularly suitable for all-around shot blasting of **small to midsize and very complex work pieces** in continuous flow operation.

The RSAB wire mesh belt blast machine is an ideal manufacturing tool thanks to

- ▶ the special wire mesh belt design that minimizes shadowing



RSAB 470 with four blast turbines

- 1 Design and technical features**
- ▶ High work piece throughput: Continuous flow shot blasting operation
 - ▶ Highly efficient and all-around shot blasting: Optimal turbine placement above and below the wire mesh belt
 - ▶ Compact design: Easy integration into existing manufacturing lines
 - ▶ Customer-friendly and safe: Large maintenance and inspection doors, protected by limit switches

- 2 Work piece transport**
- ▶ The work pieces are passing through the machine on a wear-resistant, endless wire mesh belt
 - ▶ Optional: Automatic loading/unloading and transfer of the work pieces to the next manufacturing station

- 3 Blast media**
- ▶ Consistently high quality of the operating mix: Multi-step screening unit with subsequent single stage, extra wide cascade air wash separator
 - ▶ Optional: Automatic blast media replenishment

- 4 Blow off station**
- ▶ Integrated work piece cleaning system: Air blower removes residual blast media and dust from the work pieces
 - ▶ Optional: Additional compressed air nozzles and ionization systems

Specifications RSAB

Model	RSAB 370-T1+1	RSAB 470-T2+2
Machine width (mm)	3,550	5,800
Machine depth (mm)	1,380	2,970
Machine height (mm)	2,100	4,000
Work piece loading height (mm)	1,220	1,250
Width of wire mesh belt (mm)	370	470
Max. work piece height (mm)	150	150
Turbines (standard)	2 x W32	4 x W32
Turbine power, standard (kW)	4.0	4.0
Width of wire mesh, Standard (mm)	10 x 19	10 x 19
Durchlaufgeschwindigkeit, Standard (m/min)	0.35 - 3.5	0.45 - 4.3
Control panel with PLC	•	•
Air volume dust collector (m³/h)	3,000	4,000

• = standard | o = optional

TUMBLE BELT BLAST MACHINE RMBC-S

Die RMBC-S is a compact de-flashing shot blast machine for processing **large batches of plastic components that can tumble over each other**. In these machines a continuously running endless, perforated rubber belt causes the work pieces

to steadily tumble over each other. The high-performance turbines ensure that all work pieces are consistently exposed to the accelerated blast media.

The RMBC-S tumble belt blast machine is an ideal manufacturing tool thanks to

- ▶ a high equipment uptime
- ▶ minimal costs for availability



RMBC 1.1-S stand-alone blast system

1 Design and technical features

- ▶ Easy to operate and safe: The work piece loading/unloading area is easily accessible and protected by limit switches
- ▶ Ergonomical: Low work piece loading height
- ▶ Multi-talent: Can handle a wide work piece range, from very small to larger, complex components
- ▶ Compact design: Small footprint
- ▶ Easily adaptable to customer requirements: Customer-specific work piece loading and unloading designs; easy integration into existing manufacturing lines

2 Work piece handling

- ▶ All-around, comprehensive blast coverage: Optimized design of the cavity ensures even mixing and tumbling of the work pieces
- ▶ Gentle process: Rubber fabric

3 Blast media

- ▶ Consistently high quality of the operating mix: Multi-step screening unit with subsequent single stage, extra wide cascade air wash separator
- ▶ Optional: Automatic blast media replenishment

Specifications RMBC-S

Model	RMBC 1.1-S
Machine width (mm)	1,800
Machine depth (mm)	1,620
Machine height (mm)	2,480
Troughed belt	Rubber fabric
Standard perforation (mm)	8
Turbine (standard)	1 x W40
Turbine power, standard (kW)	5.5
Max. batch volume (dm³)	70
Max. batch weight (kg)	200
Max. weight single work piece (kg)	5
Max. work piece dimensions, measured diagonally (mm)	225
Control panel with PLC	o
Control panel in contactor version	•
Air volume dust collector (m³/h)	1,200

• = standard | o = optional

CONTINUOUS FEED LOOP BELT BLAST MACHINE RSBS

The compact continuous feed loop belt blast machine is used for de-flashing of **high volumes of plastic components that can tumble over each other, in continuous flow**. A special loop belt system causes the work pieces to continuously tumble over each other and, at the same time, to steadily pass through

the machine. One respectively two high performance turbines are throwing the blast media onto the work pieces. A rotary screen drum at the machine exit separates residual blast media and loose flashes from the work pieces.

The RSBS continuous feed loop belt blast machine is an ideal manufacturing tool thanks to

- ▶ a high equipment availability
- ▶ high work piece throughput



RSBS 1702 with integrated screen drum

1

Work piece handling

- ▶ Safe, continuous and gentle: The transport system consists of coated transport rods equipped with special cams that push the work pieces forward
- ▶ Batch integrity: Whenever different work pieces must be processed, a special PLC program ensures that the machine is completely empty, before the new work pieces are loaded
- ▶ All-around processing: Through continuous rotation of the work pieces in the loop belt
- ▶ Easy adaptation to customer requirements: Various work piece loading/unloading systems, such as lift & tip loaders, vibratory hoppers, vibratory buffers and rotary storage tables can be easily added

2

Easy installation and integration

- ▶ Machine requires no foundation pit
- ▶ Compact design: Small footprint
- ▶ Easy: The design allows easy integration into existing manufacturing lines

3

Design and technical features

- ▶ Customer-friendly and safe: Large maintenance and inspection doors, protected by limit switches

4

Blast media

- ▶ Consistently high quality of the operating mix: Multi-step screening unit with subsequent single stage, extra wide cascade air wash separator
- ▶ Optional: Automatic blast media replenishment

Specifications RSBS

Model	RSBS 1201	RSBS 1702
Machine width (mm)	3,160	4,320
Machine depth (mm)	1,250	1,370
Machine height (mm)	2,220	2,350
Looped belt	rod belt system rubber / steel	rod belt system rubber / steel
Diameter of looped belt (mm)	220	400
Turbines (standard)	1 x W32	2 x W32
Turbine power, standard (kW)	4.0	4.0
Max. work piece dimensions, measured diagonally (mm)	10 / 150	10 / 250
Control panel with PLC	•	•
Air volume dust collector (m³/h)	1,200	3,000

• = standard | o = optional

MULTI-TUMBLER RMTS

When it comes to treating **components that can tumble over each other**, the multi-tumbler ensures unmatched process stability. The special drum design ensures optimal and gentle

mixing of the work pieces and, thus, ensures absolutely repeatable results.

Process stability of batch operations thanks to

- ▶ innovative & optimized drum design that ensures perfect mixing of the work pieces



RMTS-80 as stand-alone blast system

1

Design and technical features

- ▶ Multi-talent: Can handle a wide work piece range, from very small to larger, complex components
- ▶ Easy to operate and safe: The work piece loading/unloading area is easily accessible and protected by limit switches
- ▶ High productivity: Powerful drive and high-performance dust collector ensure short cycle times
- ▶ Compact design: Small footprint
- ▶ Easily adaptable to customer requirements: Customer-specific work piece loading and unloading designs, easy integration into existing manufacturing lines
- ▶ Optional: Adjustable turbine RPM with frequency inverter

2

Blast media

- ▶ Consistently high quality of the operating mix: Single stage, extra wide air wash separator
- ▶ Optional: Automatic blast media replenishment

Specifications RMTS

Model	RMTS-50	RMTS-80
Machine width (mm)	1,550	1,550
Machine depth (mm)	2,100	2,100
Machine height (mm)	2,450	2,450
Drum	Perforated steel	Perforated steel
Standard drum perforation (mm)	6	6
Turbines (standard)	1 x W32	1 x W32
Turbine power, standard (kW)	4.0	4.0
Max. batch volume (dm ³)	50	80
Max. batch weight (kg)	50	50
Max. weight single work piece (kg)	5	5
max. work piece dimensions, measured diagonally (mm)	100	200
Control panel with PLC	o	o
Control panel in contactor version	•	•
Air volume dust collector (m ³ /h)	1,200	1,200

• = standard | o = optional

CONSUMABLES

BLAST MEDIA

The wide spectrum of applications demands a large range of different blast media. High uptime, minimal wear and short cycle times are the most important requirements for the media. Constant comparison tests, shot blasting trials and monitoring of the media operating mix, all done at the customer location, ensure continuous process improvement and guarantee that the media, previously considered as just an “auxiliary consumable” item, has become an essential tool for reducing the overall costs.



We stock a comprehensive range of different blast media for processing trials and maintain a large stock of standard media with different pellet sizes in our warehouse. The plastic de-flashing machines can be operated with the following media types:

- ▶ Polyamide (PA), in cubical or cylindrical shape
- ▶ Filled polyamide media for special applications
- ▶ Organic products made from nut shells or fruit kernels
- ▶ Duroplast media

ANTISTATIC COMPOUND

The continuously high quality of the antistatic compound ensures high cost-efficiency, short cycle times, high productivity and eco-friendly processes. We use only environmentally neutral raw materials and apply high ecological standards in the production of our antistatic compound.



AFTER-SALES-SERVICE



Twenty-four-seven technical support – throughout the life of your machine!

Irrespective of what surface treatment issues you might have, we offer professional support and meet all your requirements:

- ▶ Spare and wear parts, also for equipment supplied by other manufacturers
- ▶ Tailormade maintenance contracts
- ▶ Control and calibration of dust collectors
- ▶ Modernization and relocation of existing equipment
- ▶ Expert advice for all process questions
- ▶ Blast media analysis
- ▶ Support in meeting the operating standards for your equipment
- ▶ Protective ground wire tests (in accordance with EN 60204-1 / VDE 0113)
- ▶ BUS measurements
- ▶ Customer Experience Centers and process labs around the world
- ▶ Training courses for operators and maintenance personnel
- ▶ Added value through service contracts: 24 h emergency hotline



Maintenance and repair service

Our professional service team stands ready to serve you, be it helping with an emergency, a repair or a scheduled maintenance. With quick response times and well-equipped service vehicles we are able to maintain your onsite equipment or get it running again.



Spare and wear parts – also for equipment supplied by other manufacturers

By nature all shot blast machines are subject to wear! Rösler maintains a large stock of spare parts. This guarantees quick delivery and a high equipment uptime. If needed, we will arrange for delivery overnight.

Please find more information to our service for shot blast machines at www.rosler.com

CUSTOMER EXPERIENCE CENTER SHOT BLAST TECHNOLOGY

A special feature of the Rösler philosophy is our **integrative approach** to surface treatment challenges. Equipment and processes are not only tailored to the respective finishing task but also optimally integrated into the overall manufacturing operation. Practically all our Rösler locations have their own

Customer Experience Center (CEC) equipped with state-of-the-art machinery. To develop the best processing solutions we conduct comprehensive processing trials with the work pieces from our customers in our CEC's.



Process development and optimization

From the processing trials, the process development and equipment selection to an excellent after sales service, we provide "total" solutions from one single source. In our well-equipped Customer Experience Centers (CEC) we can demonstrate all shot blasting processes under actual production conditions. Ultramodern physical and chemical measuring technologies support the process development and optimization. The process and design engineers from our **development and engineering departments** develop

custom-engineered solutions on a daily basis. For the development of shot blasting solutions the processes are frequently planned with computer simulations. Thanks to ultramodern software we are able to electronically reproduce the possible finishing results on the surface of the work pieces. These simulations allow us to **optimize the physical arrangement** of the media acceleration systems relative to the work pieces that must be blasted.

Product development and optimization

The unique depth of our Rösler equipment portfolio, our Customer Experience Centers (CEC) around the world and our well-equipped lab in Untermerzbach, Germany, are

ideal conditions for innovative and cost-effective product development in the field of shot blasting.

LEARNING FROM THE GLOBAL MARKET LEADER

Our expertise in the field of mechanical surface treatment is based on over 80 years of experience. As global technology and market leader in the refinement of surfaces we offer excellent

complete solutions – from equipment and accessories, all the way to after sales service. We are happy to pass this unique knowledge to you in our training seminars.



Rösler Academy

The central training center of the Rösler Oberflächentechnik GmbH

- ▶ An area of more than 1,350 m² for learning and working
- ▶ Equipped with the latest digital media and communication technologies
- ▶ Certified professional trainers
- ▶ Specialized fields: Mass finishing, Shot blasting, Additive Manufacturing
- ▶ More than 10 different training seminars
- ▶ Focus on hands-on learning
- ▶ Training seminars in German and English
- ▶ Customized training seminars at customer locations upon request

Our professional trainers

All our trainers are certified and are among the best in their respective fields. In our training seminars you will benefit from the extensive experience of our trainers, who will provide you with first-hand practical knowledge.

Ø Participants per year



Over 1,000

Ø Rating



9.6 out of 10 possible points¹

Ø Recommendation rate



99 %¹

¹ Source: Evaluation questionnaires filled out by participants, Status 31/12/2022

You can find more information about our seminars, dates and registration procedures under www.rosler-academy.com or scan the QR-Code.



RÖSLER SMART SOLUTIONS

A digital added value to meet your challenges



Now is the time to promote **the digital transformation** and develop innovative digitization solutions for the shot blasting technology! Under our new brand **Rösler Smart Solutions** we have developed comprehensive digitization modules that will allow you to make **your shot blasting processes** and **their**

parameters more transparent and to define the potential for substantial cost savings. Our software package helps taking advantage of the **potential for optimization** and **significant reduction of operating costs**.



Transparency of processes and costs



Realtime process monitoring and recording of data



Quick correction of deviations and faults



Intelligent equipment operation with uptime projections



Optimized utilization of resources and cost reduction

The **digitization portfolio for shot blasting equipment** was developed for our entire equipment range. It contains soft- and hardware packages that can be utilized for the following topics:



WORK PIECE QUALITY

- ▶ Combination of all shot blasting parameters into one common metric called "shot blast performance"
- ▶ Recording of all process data that influence the work piece quality
- ▶ Individual evaluation of the achieved production volume



OPERATING PARAMETERS

- ▶ Realtime monitoring of all consumption values
- ▶ Digital archiving of all recorded data. This allows the identification of operating patterns and trends
- ▶ Visualization of individually defined time periods



MAINTENANCE

- ▶ Collection of the uptime history for each turbine facilitates preventive maintenance
- ▶ Operating times and equipment availability are displayed in a simple, easy-to-understand format
- ▶ Spare part orders prepared in advance, including mail-to function



Mass Finishing
Shot Blasting
AM Solutions
www.rosler.com

Germany

Rösler Oberflächentechnik GmbH
Werk Memmelsdorf
Vorstadt 1
D-96190 Untermmerzbad
Tel.: +49 9533 / 924-0
Fax: +49 9533 / 924-300
info@rosler.com

Rösler Oberflächentechnik GmbH
Werk Hausen
Hausen 1
D-96231 Bad Staffelstein
Tel.: +49 9533 / 924-0
Fax: +49 9533 / 924-300
info@rosler.com

USA

Rösler Metal Finishing USA, L.L.C.
1551 Denso Road
USA-Battle Creek
MI 49037
Tel.: +1 269 / 4413000
Fax: +1 269 / 4413001
rosler-us@rosler.com

France

Rösler France
Z.I. de la Fontaine d'Azon
CS 50513 - St. Clément
F-89105 Sens Cedex
Tel.: +33 3 / 86647979
Fax: +33 3 / 86655194
rosler-fr@rosler.com

Italy

Rösler Italiana S.r.l.
Via Elio Vittorini 10/12
I-20863 Concorezzo (MB)
Tel.: +39 039 / 611521
Fax: +39 039 / 6115232
rosler-it@rosler.com

Switzerland

Rösler Schweiz AG
Staffelbachstraße 189
Postfach 81
CH-5054 Kirchleerau
Tel.: +41 62 / 7385500
Fax: +41 62 / 7385580
rosler-ch@rosler.com

Spain

Rösler International GmbH & Co. KG
Sucursal en España
Polg. Ind. Cova Solera C/Roma, 7
E-08191 Rubí (Barcelona)
Tel.: +34 93 / 5885585
Fax: +34 93 / 5883209
rosler-es@rosler.com

Netherlands

Rösler Benelux B.V.
Reggestraat 18
NL-5347 JG Oss
Postbus 829
NL-5340 AV Oss
Tel.: +31 412 / 646600
Fax: +31 412 / 646046
rosler-nl@rosler.com

Belgium

Rösler Benelux B.V.
Avenue de Ramelot 6
Zoning Industriel
B-1480 Tubize (Saintes)
Tel.: +32 2 / 3610200
Fax: +32 2 / 3612831
rosler-be@rosler.com

Austria

Rösler Oberflächentechnik GmbH
Hetmanekgasse 15
A-1230 Wien
Tel.: +43 1 / 6985180-0
Fax: +43 1 / 6985182
rosler-at@rosler.com

Romania

Rösler Romania SRL
Str. Avram Iancu 39-43
RO-075100 Otopeni/ILFOV
Tel.: +40 21 / 352 4416
Fax: +40 21 / 352 4935
rosler-ro@rosler.com

Russia

Rösler Russland
Borovaya Str. 7, bldg. 4, office 107
111020 Moscow
Tel. / Fax: +7 495 / 247 55 80
rosler-ru@rosler.com

Great Britain

Rösler UK Ltd.
Unity Grove, School Lane
Knowsley Business Park
GB-Prescot, Merseyside L34 9GT
Tel.: +44 151 / 4820444
Fax: +44 151 / 4824400
rosler-uk@rosler.com

Brazil

Rösler Otec do Brasil LTDA
Av. Antonio Angelo Amadio, 1421
Centro Empresarial Castelo Branco
18550-000 Boituva
São Paulo - Brasil
Tel.: +55 15 / 3264-1117
Tel.: +55 15 / 3264-1112
info@rosler-otec.com.br

China

Rösler SURFACE-TECH (BEIJING) CO., LTD.
Beijing Office
Fu Hua Mansion, Office A-11-K
No. 8, Chao Yang Men North Avenue
Beijing 100027, P.R. China
Tel.: +86 10 / 6554 73 86
Fax: +86 10 / 6554 73 87
rosler-cn@rosler.com

and over 150 additional distributors
around the world



Find your contact